

PE FUNDRAISING AT A GLANCE

Q1 Trends

► Challenging Fundraising Market.

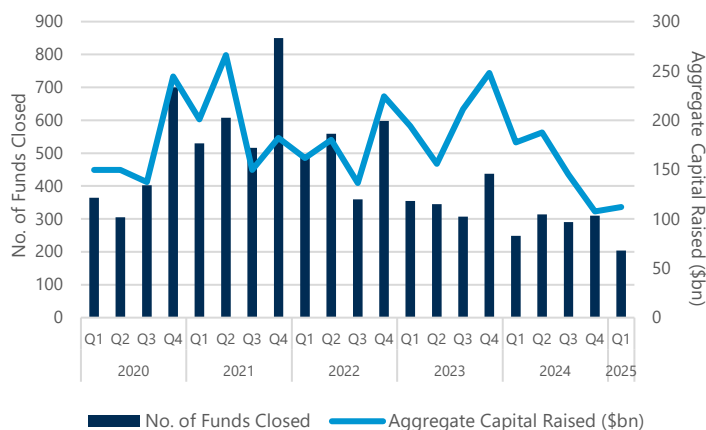
Private equity fundraising remained challenging in Q1.

- \$112.2bn was raised globally in Q1, up 4% from \$107.6bn raised in Q4 2024, but down 39% from 177.6bn raised in Q1 2024. The last two quarters marked the lowest fundraising quarters over the last five years.
- Funds closings slowed in Q1 with 204 funds reaching a final closing globally, down 34% from 310 in Q4 2024, marking the lowest number of funds closed in any quarter over the last five years.
- Despite the slower pace, the largest final close ever by a private fund (\$30bn secondaries fund) was held in Q1.¹ The average final fund size in Q1 increased 37% to \$550mn from \$347mn in Q4 2024, likely skewed by this large fund.
- Buyout funds accounted for 37% of aggregate capital raised globally in Q1; secondaries funds and growth funds accounted for 30% and 28%, respectively.

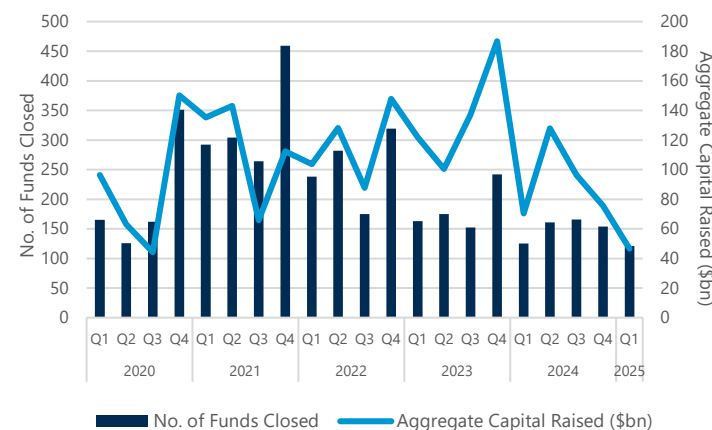
¹ Preqin.

First Quarter 2025

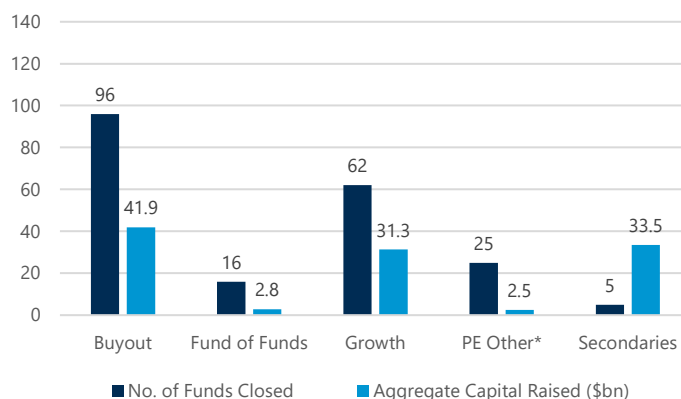
Global Quarterly Private Equity Fundraising



US-Based Quarterly Private Equity Fundraising

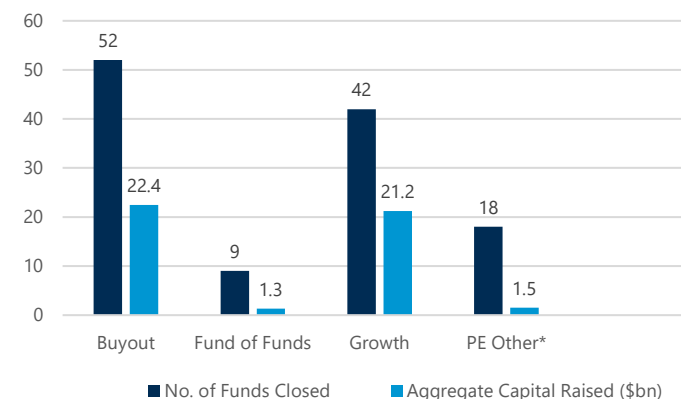


Global Private Equity Fundraising by Fund Type: Q1 2025



*PE Other includes balanced, co-investment, co-investment multi-manager, direct secondaries, hybrid, hybrid fund of funds, and turnaround funds.

US-Based Private Equity Fundraising by Fund Type: Q1 2025



*PE Other includes balanced, co-investment, co-investment multi-manager, direct secondaries, hybrid, hybrid fund of funds, and turnaround funds.

All charts were compiled by Preqin, and the data contained therein have not been reviewed for accuracy by Paul, Weiss.

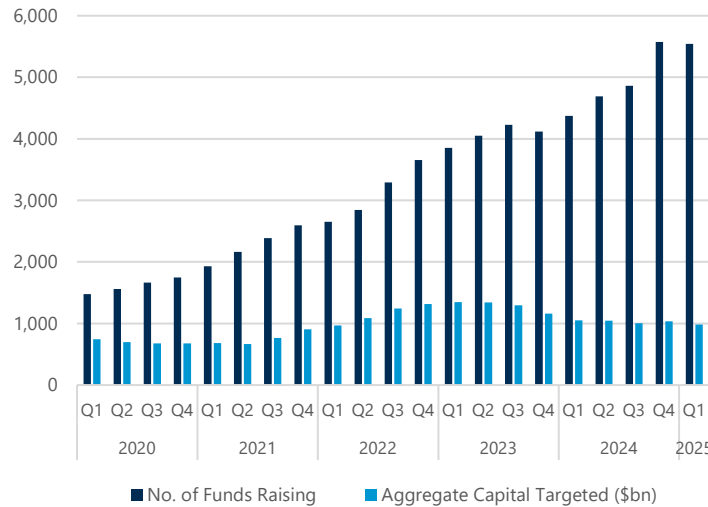
Q1 Trends

- ▶ **Shorter Fundraising Timelines.** The average number of months to reach a final close in Q1 dropped to 19 months, down from an average of 24 months in FY 2024, and 22 months in FY 2023.¹
- ▶ **Near Record Funds in Market.** In Q1, there were 5,542 private equity funds in the market globally, down slightly from 5,574 funds in Q4 2024, but still near record highs.
- ▶ **Less Capital Targeted.** Aggregate capital targeted globally in Q1 was \$981.1bn, down 5% from \$1.036tn in Q4 2024, marking the first time since Q1 2022 that quarterly aggregate capital targeted has fallen below \$1tn.
- ▶ **AUM; Dry Powder.**
 - In Q3 2024, global private equity AUM dropped to \$6.545tn, a less than 1% decrease from the all-time high of \$6.548tn reached in Q2 2024. AUM remains near record highs.
 - In Q3 2024, dry powder dropped to \$1.568tn, a 5% decrease from \$1.651tn at the prior quarter end. Dry powder represented 24% of AUM in Q3 2024, in line with levels over the preceding three years.

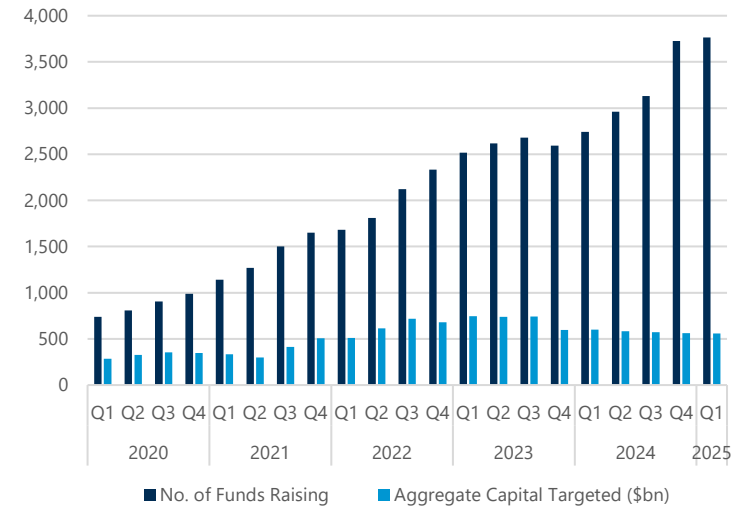
¹ Preqin.

First Quarter 2025

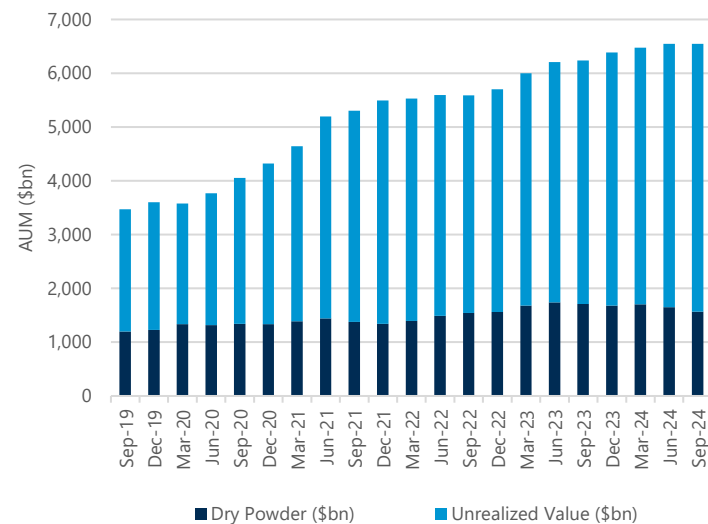
Global Quarterly Private Equity Funds in Market



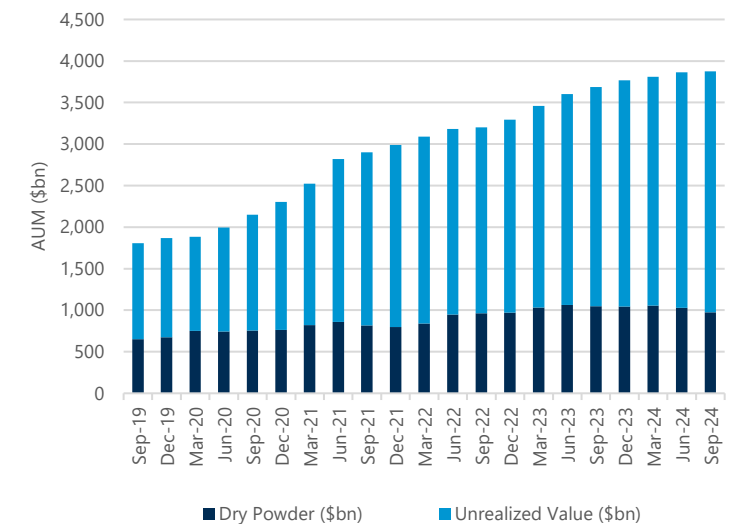
US-Based Quarterly Private Equity Funds in Market



Global Quarterly Private Equity AUM



US-Based Quarterly Private Equity AUM



This publication is not intended to provide legal advice, and no legal or business decision should be based on its content.

The editors of PE Fundraising at a Glance are Marco V. Masotti, Caitlin Melchior, and Karen J. Hughes.

Our Investment Funds Group

Recognized as one of the premier private equity funds practices in the marketplace, the Paul, Weiss Investment Funds Group serves as industry-leading advisors to a diverse group of private equity firms, ranging from up-and-coming middle market firms to large alternative asset managers. Our deep and sophisticated team of investment funds lawyers has experience in all aspects of the organization and operation of alternative asset management products across the spectrum. Our extensive market knowledge is built on decades of experience working hand in hand with private equity managers, investors and other key market participants, equipping us with unrivaled data about evolving trends and market dynamics and making us uniquely positioned to offer cutting-edge yet practical advice. We provide advice on both day-to-day questions and firm-defining decisions with respect to the full range of asset management services, including fund and management company formation, seed capital and strategic arrangements, partner arrangements and employee compensation, regulatory and compliance considerations and investment management M&A. The full suite of the firm's resources are at our clients' fingertips, and we work closely across practice areas to provide seamless advice to private equity funds throughout their lifecycles.

Our Investment Funds Partners

[Brad M. Brown](#)

[James King](#)

[David Pritchett](#)

[Maury Slevin](#)

[Andrew Day](#)

[Jeremy Leggate](#)

[Reva Raghavan](#)

[Jennifer Songer](#)

[Victoria S. Forrester](#)

[Marco V. Masotti](#)

[Aaron J. Schlaphoff](#)

[Robert D. Tananbaum](#)

[Matthew B. Goldstein](#)

[Caitlin Melchior](#)

[Jyoti Sharma](#)

[Conrad van Loggerenberg](#)

[Udi Grofman](#)

[Prem Mohan](#)

[Marian S. Shin](#)

[Lindsey L. Wiersma](#)

[Toby Karenowski](#)

[Ross A. Oliver](#)

[Anusha Simha](#)